

# Progress in Achieving the Sustainable Development Goals in Qatar

The National Planning Council (NPC), represented by the Statistics Department, in cooperation with various ministries and government agencies, has produced national SDG indicators, of which 208 indicators are available, making up 83.9% of total 248 indicators. There are 28 unavailable indicators, (11.3%) that need to be provided through surveys or administrative records. As for indicators that do not apply to the State of Qatar, they amount to (10) , representing (4.0%) of total indicators, while the number of indicators related to organizations' accounts is (2) , representing (0.8%) of total indicators. It should be noted that the total percentage of data availability, which includes available, non-applicable and related to organizations' accounts, is (88.7%).



Table (1) Number of SDG Indicators by Status of Indicators (2023)

SDGs 2030	Available A	Unavailable B	NA C	Related to Organizations' Account D	Total E	Data Availability $F=(A+C+D)/E$
SDG 1	10	1	2		13	92.3%
SDG 2	12	2			14	85.7%
SDG 3	27	1			28	96.4%
SDG 4	12				12	100.0%
SDG 5	13	1			14	92.9%
SDG 6	9	1	1		11	90.9%
SDG 7	5	1			6	83.3%
SDG 8	14	2			16	87.5%
SDG 9	10	1	1		12	91.7%
SDG 10	11		2	1	14	100.0%
SDG 11	15				15	100.0%
SDG 12	10	3			13	76.9%
SDG 13	7		1		8	100.0%
SDG 14	9	1			10	90.0%
SDG 15	9	3	2		14	78.6%
SDG 16	20	3	1		24	87.5%
SDG 17	15	8		1	24	66.7%
<b>Total</b>	<b>208</b>	<b>28</b>	<b>10</b>	<b>2</b>	<b>248</b>	<b>88.7%</b>

Source: Planning and Statistics Authority

Figure 1: Number of SDG Indicators by Indicator Status (2023)

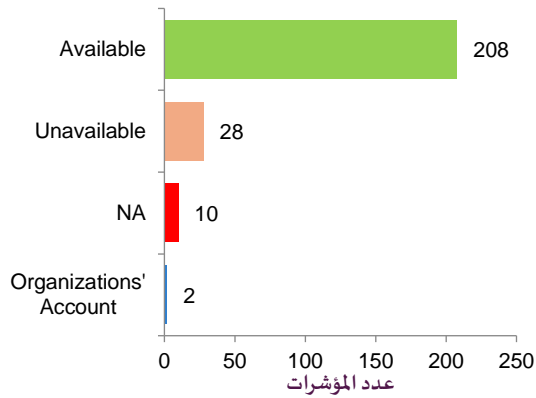


Figure 2: Relative Distribution of SDG Indicators by Indicator Status (2023)

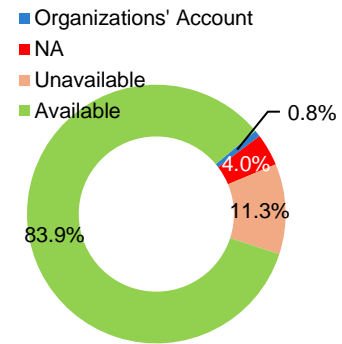
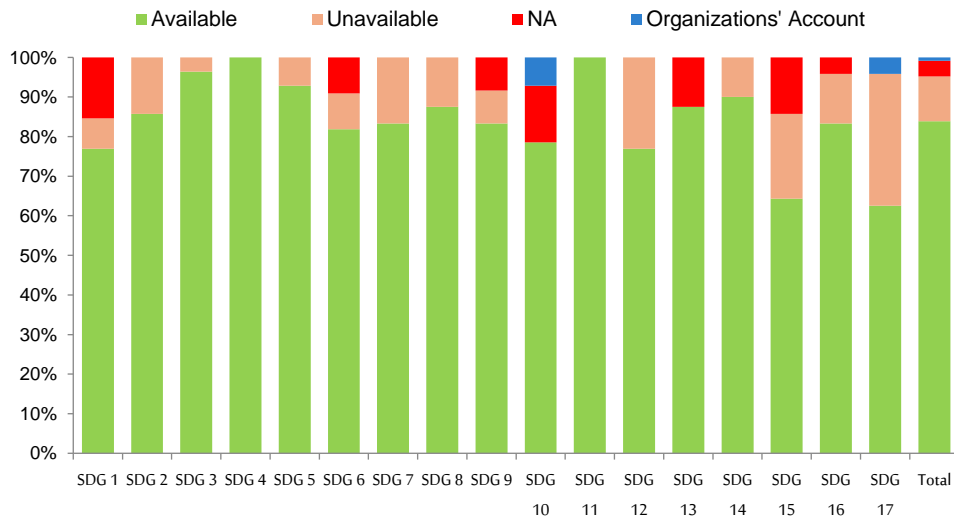


Figure (3): Relative Distribution of Indicators by Goals and Indicator Status (2023)



SDGs 2030

Figure 4: SDGs Web by Indicator Status in Qatar (2033)

